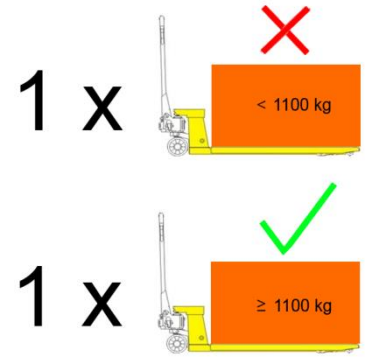
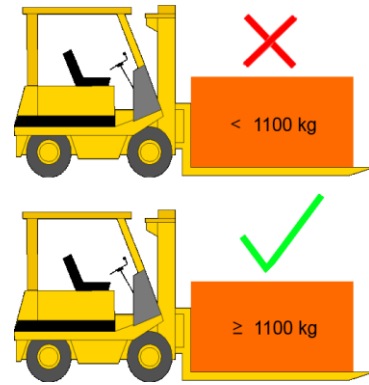
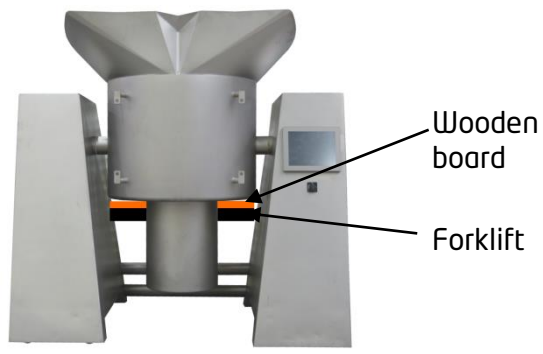





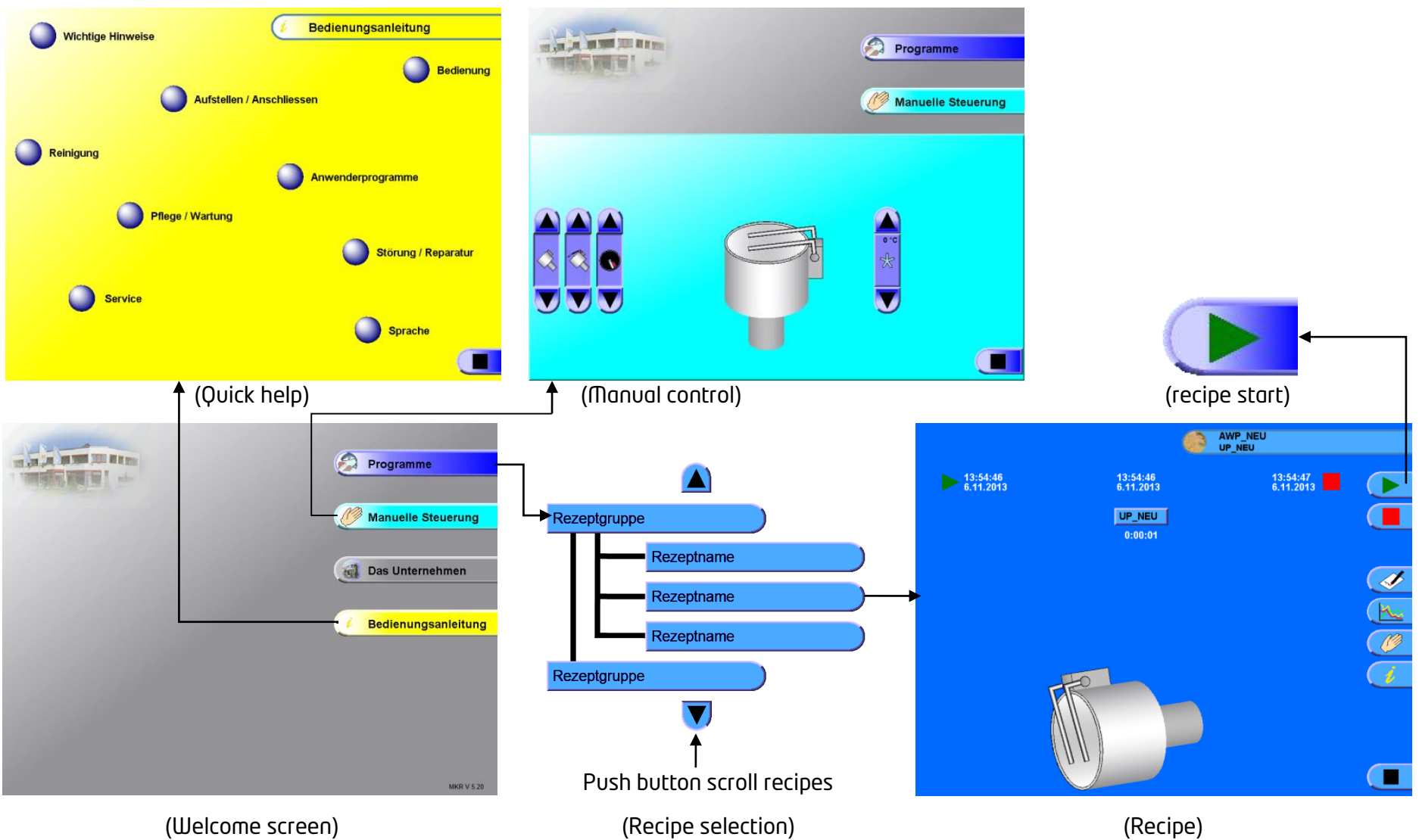
## I • Installing the machine



## II • Operation



## ▶ Recipe selection / recipe start



▶ • Recipe selection / recipe start

AWP\_NEU  
UP\_NEU

13:54:46  
6.11.2013

13:54:46  
6.11.2013

13:54:47  
6.11.2013

UP\_NEU  
0:00:01

▶ Start / Pause  
■ Stop  
Phases  
✍ Recipe editor  
📊 Statistic  
👤 Manual control  
ℹ Information on/off  
◀ Back

(Programming recipes)

Editor		
Passwort 0		
1	2	3
4	5	6
7	8	9
0	✗	✓

Factory setting password "0"

✍ • Programming recipes

AWP\_NEU  
Tumbler

1  
UP\_NEU  
1 mal  
1 Phase  
00:00:01  
00:00:01

Phases overview  
Inserting existing phases  
Back  
Inserting new phase  
Copying active phase  
Deleting active phase  
Phase header  
Time  
Temperature  
Revolutions tumbling arm  
Vacuum  
Degermination  
Drum position  
Lid position

1) Name "new recipe"  
2) Press copy

Programming recipes:

Originales AWP  
AWP\_NEU  
Neues AWP  
AWP\_NEU  
Kopieren Umbenennen  
Neu Löschen

👤 • Manual settings

Programme  
Manuelle Steuerung

Button tumbling arm  
Clockwise/Counterclockwise  
Button lid position  
Button drum position

Recipe selection  
Start button refrigeration  
Back

III • Cleaning

